




South Central Los Angeles Regional Center
for persons with developmental disabilities, inc.

Vendor Information

March 11, 2026
Presented By:
Cherylle Mallinson,
Director of Community Services and
Family Support & Friends
Vendor Advisory Committee (VAC)



Insurance



**South Central Los Angeles Regional Center (SCLARC)
BOARD POLICY**

Policy Title: Service Provider Insurance Policy

Policy Number: INS2023

Date Approved: 11/14/2023

BOARD COMMITTEE RESPONSIBLE FOR THIS POLICY:

The Executive Committee

PURPOSE:

The purpose of the Service Provider Insurance Policy is to protect both the interests of the center's consumers and their families to ensure a safe and healthy environment to all individuals with a developmental disability that are provided services by a vendor or service provider. The Service Provider Insurance Policy establishes the minimum insurance requirements for all service providers utilized by the center to serve consumers.

RESPONSIBILITY:

The Community Services & Family Support Department shall have the overall responsibility to monitor compliance with the Service Provider Insurance Policy. All service providers shall ensure that they comply with the Service Provider Insurance Policy as outlined below.

POLICY:

This policy applies to all service providers that provide direct services and supports as defined by Welfare & Institutions Code (WIC), section 4512(b), have access to consumer assets, transport consumers, or have hired one (1) or more employees.

- A. All service providers shall obtain and maintain insurance coverage at the level established by the regional center to which the services are provided.
- B. At minimum, all service providers shall obtain and maintain General Liability insurance with at least a \$1 million limit of liability per occurrence, and name SCLARC as "additional insured."
- C. All service providers who have hired one (1) or more employees shall maintain Worker's Compensation insurance for their employees.
- D. At minimum, all service providers that provide direct care services and support shall maintain Professional Liability insurance with at least a \$1,000,000 limit of liability per claim and name SCLARC as "additional insured."
- E. All service providers that provide direct care services and supports shall maintain Abuse & Molestation Liability insurance with at least a \$1,000,000 limit of liability, and name SCLARC as "additional insured."
- F. All service providers that have access to consumer assets shall maintain Bond insurance that provides sufficient coverage for the amount of the consumer's assets that the service provider has control over.
- G. All service providers that own or use vehicles in the course of their operations shall maintain Auto insurance that complies with the state of California's financial responsibility law(s).

SCLARC Board Approved Policy Requires Service Providers to carry Insurance





Submitting Insurance

SCLARC will not accept providers' COI.

The COI must be sent to gsc.coir.sclarc@ajg.com or call (833)-862-8432

As of 03/02/2026

Compliant: 335 (includes waived issues such as accepting a higher deductible)

Non-Compliant: 207

Expired/Late: 169/32

***Additional notification letters are being sent out to providers without COI and/or expired COI





o o o o

Service Type Information (STI)



STI: Supported Living Services (SLS) Service Code 896

California Code Regulation, Title 17, Section 58616
Additional General Provisions

(b) No relative or conservator of a consumer shall serve as the SLS vendor for that consumer except when a determination has been made through the IPP process that:

- (1) *Unpaid family-based, or other natural supports for the consumer will not be supplanted;*
- (2) Such service is consistent with the consumer's IPP goals and objectives;
- (3) The relative or conservator proposing to serve as the SLS vendor has no legal obligation to support the consumer;
- (4) The consumer's preference is for that relative or conservator to serve as the SLS vendor; and
- (5) The service will be at least as cost effective as any available alternative.



STI: Tailored Day Services (TDS) Service Code N/A subcode TDS

Created in 2011 during the California budget process.
Welfare and Institutions Code (WIC) Section 4688.21 (a)-(b)

- Tailored Day Services are designed to maximize an individual's choice and needs through the customization of day services. Tailored Day Services provide opportunities for increased integration and inclusion, as well as promote opportunities for participants to develop or maintain employment/volunteer activities and pursue postsecondary education.
- The goal is greater customization of services at a 1:1 ratio while saving the state money.
- TDS must be provided under an existing vendorization of an appropriate service code for day programs, look-alike day programs, supported employment programs, or work activity programs.



STI: Tailored Day Services (TDS) Service Code N/A subcode TDS... CONTINUES

Created in 2011 during the California budget process.
Welfare and Institutions Code (WIC) Section 4688.21 (a)-(b)

- SB 188 approved by Governor Newsom on June 30, 2022
 - Allows TDS to be provided in conjunction with other programs (based on a daily rate of 6 hours per day), but not on the same days as other vendored day programs, look-alike day programs, supported employment programs, or work activity programs except under prescribed circumstances.
 - The total monthly hours of Tailored Day Services shall not exceed the number of days in the month tailored day services are authorized, multiplied by four.” (7)
 - $3 \text{ days/wk} \times 4 \text{ wks/mo} = 12 \text{ days/mo} \times 4 = 48 \text{ Hrs Total/Mo.}$
- WIC 4688.21

STI: Transportation Additional Component Service Code 880

- Rate Reform Details: https://www.dds.ca.gov/wp-content/uploads/2025/01/SouthCentralLosAngelesRegionalCenter_CompleteRateModels_20250108.pdf
 - Licensed/Center Based Day Services Rate Model **DO NOT** include Mileage/Transportation

DDS Vendor Rate Study - Rate Models - South Central Los Angeles Regional Center
prepared for California Department of Developmental Services

Day Services, Center/Facility, 1:2

		Base Model	RC Model	
Unit of Service		Hour	Hour	
Direct Care Staff Wages and Benefits	- Percent of Direct Care Staff Working Full-Time	70%	70%	
	- Direct Care Staff Hourly Wage	\$18.01	\$18.01	
	- Employee Benefit Rate (as a percent of wages)	22.21%	22.21%	
	- Workers' Compensation Rate (as a percent of wages)	5.74%	5.74%	
	Hourly Staff Cost Before Productivity Adj. (wages + benefits)	\$23.04	\$23.04	
	<i>Productivity Adjustments</i>			
	Total Hours	34.60	34.60	
	- Program Set-Up/ Clean-Up	0.97	0.97	
	- Recordkeeping and Reporting	0.77	0.77	
	- Supervision and Other Employer Time	0.90	0.90	
	- Training	0.67	0.67	
	- Paid Time Off	3.04	3.04	
	"Billable" Hours	28.25	28.25	
	Productivity Factor	1.22	1.22	
Staffing Ratio	- Group Size (Participants per Direct Care Staff)	2.0	2.0	
	- Participant Attendance Rate	88%	88%	
	- Adjusted Weighted Avg. of No. of Participants per Staff	1.76	1.76	
	Staff Cost After Productivity Adj. per Billable Hour	\$15.97	\$15.97	
Attendance	- Annual Days of Program Operations	250.0	250.0	
	- Annual Days of Participant Attendance	220.0	220.0	
	- Hours per Day of Participant Attendance	6.00	6.00	
	Hours per Year of Participant Attendance	1,320	1,320	
Facility	- Square Feet of Service Space per Participant	75	75	
	- Annual Cost per Square Foot	\$15.00	\$17.25	
	Annual Facility Cost per Participant	\$1,125.00	\$1,293.75	
	Facility Cost per Participant per Billable Hour	\$0.85	\$0.98	
Supervision	- Supervisor Hourly Wage	\$25.24	\$25.24	
	- Supervisor Benefit Rate (as a percent of wages)	20.08%	20.08%	
	- Workers' Compensation Rate (as a percent of wages)	5.74%	5.74%	
	Hourly Supervisor Cost (wages + benefits)	\$31.76	\$31.76	
	Weekly Supervision Cost	\$1,270.40	\$1,270.40	
- Number of Direct Care Staff Supervised	10	10		
Supervision Cost per Participant per Billable Hour	\$2.56	\$2.56		
Admin. and Prog. Operations	Cost per Hour, Before Program Operations and Administration	\$19.38	\$19.51	
	- Daily Program Operations Costs	\$20.00	\$20.00	
	Program Operations Cost per Billable Hour	\$2.15	\$2.15	
	- Administration Percent	12.0%	12.0%	
Administration Cost per Billable Hour	\$2.94	\$2.95		
Rate per Billable Hour	\$24.47	\$24.61		

DDS Vendor Rate Study - Rate Models - South Central Los Angeles Regional Center
prepared for California Department of Developmental Services

Day Services, Center/Facility, 1:3

		Base Model	RC Model	
Unit of Service		Hour	Hour	
Direct Care Staff Wages and Benefits	- Percent of Direct Care Staff Working Full-Time	70%	70%	
	- Direct Care Staff Hourly Wage	\$18.01	\$18.01	
	- Employee Benefit Rate (as a percent of wages)	22.21%	22.21%	
	- Workers' Compensation Rate (as a percent of wages)	5.74%	5.74%	
	Hourly Staff Cost Before Productivity Adj. (wages + benefits)	\$23.04	\$23.04	
	<i>Productivity Adjustments</i>			
	Total Hours	34.60	34.60	
	- Program Set-Up/ Clean-Up	0.97	0.97	
	- Recordkeeping and Reporting	0.97	0.97	
	- Supervision and Other Employer Time	0.90	0.90	
	- Training	0.67	0.67	
	- Paid Time Off	3.04	3.04	
	"Billable" Hours	28.05	28.05	
	Productivity Factor	1.23	1.23	
Staffing Ratio	- Group Size (Participants per Direct Care Staff)	3.0	3.0	
	- Participant Attendance Rate	88%	88%	
	- Adjusted Weighted Avg. of No. of Participants per Staff	2.64	2.64	
	Staff Cost After Productivity Adj. per Billable Hour	\$10.73	\$10.73	
Attendance	- Annual Days of Program Operations	250.0	250.0	
	- Annual Days of Participant Attendance	220.0	220.0	
	- Hours per Day of Participant Attendance	6.00	6.00	
	Hours per Year of Participant Attendance	1,320	1,320	
Facility	- Square Feet of Service Space per Participant	75	75	
	- Annual Cost per Square Foot	\$15.00	\$17.25	
	Annual Facility Cost per Participant	\$1,125.00	\$1,293.75	
	Facility Cost per Participant per Billable Hour	\$0.85	\$0.98	
Supervision	- Supervisor Hourly Wage	\$25.24	\$25.24	
	- Supervisor Benefit Rate (as a percent of wages)	20.08%	20.08%	
	- Workers' Compensation Rate (as a percent of wages)	5.74%	5.74%	
	Hourly Supervisor Cost (wages + benefits)	\$31.76	\$31.76	
	Weekly Supervision Cost	\$1,270.40	\$1,270.40	
- Number of Direct Care Staff Supervised	10	10		
Supervision Cost per Participant per Billable Hour	\$1.72	\$1.72		
Admin. and Prog. Operations	Cost per Hour, Before Program Operations and Administration	\$13.30	\$13.43	
	- Daily Program Operations Costs	\$20.00	\$20.00	
	Program Operations Cost per Billable Hour	\$1.43	\$1.43	
	- Administration Percent	12.0%	12.0%	
Administration Cost per Billable Hour	\$2.01	\$2.03		
Rate per Billable Hour	\$16.74	\$16.89		

DDS Vendor Rate Study - Rate Models - South Central Los Angeles Regional Center
prepared for California Department of Developmental Services

Day Services, Center/Facility, 1:4

		Base Model	RC Model	
Unit of Service		Hour	Hour	
Direct Care Staff Wages and Benefits	- Percent of Direct Care Staff Working Full-Time	70%	70%	
	- Direct Care Staff Hourly Wage	\$18.01	\$18.01	
	- Employee Benefit Rate (as a percent of wages)	22.21%	22.21%	
	- Workers' Compensation Rate (as a percent of wages)	5.74%	5.74%	
	Hourly Staff Cost Before Productivity Adj. (wages + benefits)	\$23.04	\$23.04	
	<i>Productivity Adjustments</i>			
	Total Hours	34.60	34.60	
	- Program Set-Up/ Clean-Up	0.97	0.97	
	- Recordkeeping and Reporting	1.16	1.16	
	- Supervision and Other Employer Time	0.90	0.90	
	- Training	0.67	0.67	
	- Paid Time Off	3.04	3.04	
	"Billable" Hours	27.86	27.86	
	Productivity Factor	1.24	1.24	
Staffing Ratio	- Group Size (Participants per Direct Care Staff)	4.0	4.0	
	- Participant Attendance Rate	88%	88%	
	- Adjusted Weighted Avg. of No. of Participants per Staff	3.52	3.52	
	Staff Cost After Productivity Adj. per Billable Hour	\$8.12	\$8.12	
Attendance	- Annual Days of Program Operations	250.0	250.0	
	- Annual Days of Participant Attendance	220.0	220.0	
	- Hours per Day of Participant Attendance	6.00	6.00	
	Hours per Year of Participant Attendance	1,320	1,320	
Facility	- Square Feet of Service Space per Participant	75	75	
	- Annual Cost per Square Foot	\$15.00	\$17.25	
	Annual Facility Cost per Participant	\$1,125.00	\$1,293.75	
	Facility Cost per Participant per Billable Hour	\$0.85	\$0.98	
Supervision	- Supervisor Hourly Wage	\$25.24	\$25.24	
	- Supervisor Benefit Rate (as a percent of wages)	20.08%	20.08%	
	- Workers' Compensation Rate (as a percent of wages)	5.74%	5.74%	
	Hourly Supervisor Cost (wages + benefits)	\$31.76	\$31.76	
	Weekly Supervision Cost	\$1,270.40	\$1,270.40	
- Number of Direct Care Staff Supervised	10	10		
Supervision Cost per Participant per Billable Hour	\$1.30	\$1.30		
Admin. and Prog. Operations	Cost per Hour, Before Program Operations and Administration	\$10.27	\$10.40	
	- Daily Program Operations Costs	\$20.00	\$20.00	
	Program Operations Cost per Billable Hour	\$1.08	\$1.08	
	- Administration Percent	12.0%	12.0%	
Administration Cost per Billable Hour	\$1.55	\$1.57		
Rate per Billable Hour	\$12.90	\$13.05		

STI: Transportation Additional Component Service Code 880..CONTINUES

- Rate Reform Details: https://www.dds.ca.gov/wp-content/uploads/2025/01/SouthCentralLosAngelesRegionalCenter_CompleteRateModels_20250108.pdf
 - 100% Community Based Day Services Rate Model **INCLUDES** Mileage/Transportation

DDS Vendor Rate Study - Rate Models - South Central Los Angeles Regional Center
prepared for California Department of Developmental Services

Day Services, Community, 1:4

		Base Model	RC Model	
Unit of Service		Hour	Hour	
Direct Care Staff Wages and Benefits	- Percent of Direct Care Staff Working Full-Time	70%	70%	
	- Direct Care Staff Hourly Wage	\$18.01	\$18.01	
	- Employer Benefit Rate (as a percent of wages)	22.21%	22.21%	
	- Workers' Compensation Rate (as a percent of wages)	5.74%	5.74%	
	Hourly Staff Cost Before Productivity Adj. (wages + benefits)	\$23.04	\$23.04	
	Productivity Adjustments			
	Total Hours	34.60	34.60	
	- Program Set-Up/ Clean-Up	0.97	0.97	
	- Recordkeeping and Reporting	0.97	0.97	
	- Supervision and Other Employer Time	0.90	0.90	
	- Training	0.67	0.67	
	- Paid Time Off	3.04	3.04	
	"Billable" Hours	28.05	28.05	
	Productivity Factor	1.23	1.23	
Staffing Ratio				
- Group Size (Participants per Direct Care Staff)	4.0	4.0		
- Participant Attendance Rate	88%	88%		
- Adjusted Weighted Avg. of No. of Participants per Staff	3.52	3.52		
Staff Cost After Productivity Adj. per Billable Hour	\$8.85	\$8.85		
Attendance				
- Annual Days of Program Operations	250.0	250.0		
- Annual Days of Participant Attendance	220.0	220.0		
- Hours per Day of Participant Attendance	6.00	6.00		
Hours per Year of Participant Attendance	1,320	1,320		
Mileage				
Amount per Mile	\$0.700	\$0.700		
- Number of Miles Traveled per Vehicle per Week	250	225		
- Number of Participants per Vehicle	3.52	3.52		
Allocated Miles per Participant per Week	71.0	63.9		
Annual Mileage Cost/ Participant (at 250 days of operation)	\$2,485.70	\$2,237.20		
Mileage Cost per Participant per Billable Hour	\$1.88	\$1.69		
Facility				
- Square Feet of Service Space per Participant	75	75		
- Annual Cost per Square Foot	\$15.00	\$17.25		
Annual Facility Cost per Participant	\$1,125.00	\$1,293.75		
Facility Cost per Participant per Billable Hour	\$8.85	\$8.98		
Supervision				
- Supervisor Hourly Wage	\$25.24	\$25.24		
- Supervisor Benefit Rate (as a percent of wages)	20.00%	20.00%		
- Workers' Compensation Rate (as a percent of wages)	5.74%	5.74%		
Hourly Supervisor Cost (wages + benefits)	\$31.76	\$31.76		
Weekly Supervisor Cost	\$1,270.40	\$1,270.40		
- Number of Direct Care Staff Supervised	10	10		
Supervision Cost per Participant per Billable Hour	\$1.29	\$1.29		

BURNS & ASSOCIATES
A Division of Health Management Associates 151 January 2025

1:2

		Hours per Year of Participant Attendance	1,320	1,320
Mileage	Amount per Mile		\$0.700	\$0.700
	- Number of Miles Traveled per Vehicle per Week		250	225
	- Number of Participants per Vehicle		1.76	1.76
	Allocated Miles per Participant per Week		142.1	127.8
	Annual Mileage Cost/ Participant (at 250 days of operation)		\$4,971.75	\$4,474.40
	Mileage Cost per Participant per Billable Hour		\$3.77	\$3.39

1:3

		Hours per Year of Participant Attendance	1,320	1,320
Mileage	Amount per Mile		\$0.700	\$0.700
	- Number of Miles Traveled per Vehicle per Week		250	225
	- Number of Participants per Vehicle		2.64	2.64
	Allocated Miles per Participant per Week		94.7	85.2
	Annual Mileage Cost/ Participant (at 250 days of operation)		\$3,314.50	\$2,983.05
	Mileage Cost per Participant per Billable Hour		\$2.51	\$2.26

1:4

		Hours per Year of Participant Attendance	1,320	1,320
Mileage	Amount per Mile		\$0.700	\$0.700
	- Number of Miles Traveled per Vehicle per Week		250	225
	- Number of Participants per Vehicle		3.52	3.52
	Allocated Miles per Participant per Week		71.0	63.9
	Annual Mileage Cost/ Participant (at 250 days of operation)		\$2,485.70	\$2,237.20
	Mileage Cost per Participant per Billable Hour		\$1.88	\$1.69

DDS Vendor Rate Study - Rate Models - South Central Los Angeles Regional Center
prepared for California Department of Developmental Services

Day Services, Community, 1:4

		Base Model	RC Model
Unit of Service		Hour	Hour
Admin. and Prog. Operations	Cost per Hour, Before Program Operations and Administration	\$12.07	\$12.01
	- Daily Program Operations Costs	\$20.00	\$20.00
	Program Operations Cost per Billable Hour	\$1.08	\$1.08
	- Administration Percent	12.09%	12.09%
	Administration Cost per Billable Hour	\$1.79	\$1.79
Rate per Billable Hour	\$14.94	\$14.88	

STI: Transportation Additional Component Service Code 880..CONTINUES

- Day Services that are currently 100% community-based and are requesting SC 880 will need to provide a justification for adding SC 880 as an additional service component.
- Current active authorizations will continue until a determination is made by case management based on each individual's needs.



SCLARC Vendor Portal Update

o o o o

• SCLARC Vendor Portal Mandatory Enrollment



• Vendor Registration
Launch Date:
03/12/2025



• **As of 03/01/2026, there are 1,348 registered service providers.**



• The Vendor Registration Page has been developed and uploaded. This link has been added to SCLARC's website to allow vendors to access and log in.



• The URL is:
<https://vendorportal.sclarc.org/registration.aspx>

SCLARC Vendor Portal Added Feature

App updates on iOS and Android are required to see the changes.

[REDACTED]	[REDACTED]	[REDACTED]	09/01/2025	[REDACTED]
[REDACTED]	[REDACTED]	[REDACTED]	01/01/2026	[REDACTED]

09/09/2024 Individual Program Plan [View](#)

08/21/2025 CDER [View](#)


01/23/2025 Addendum [View](#)

Service Coordinator: Irma Salinas
Phone: 2137448400
Email: IrmaSa@sclarc.org

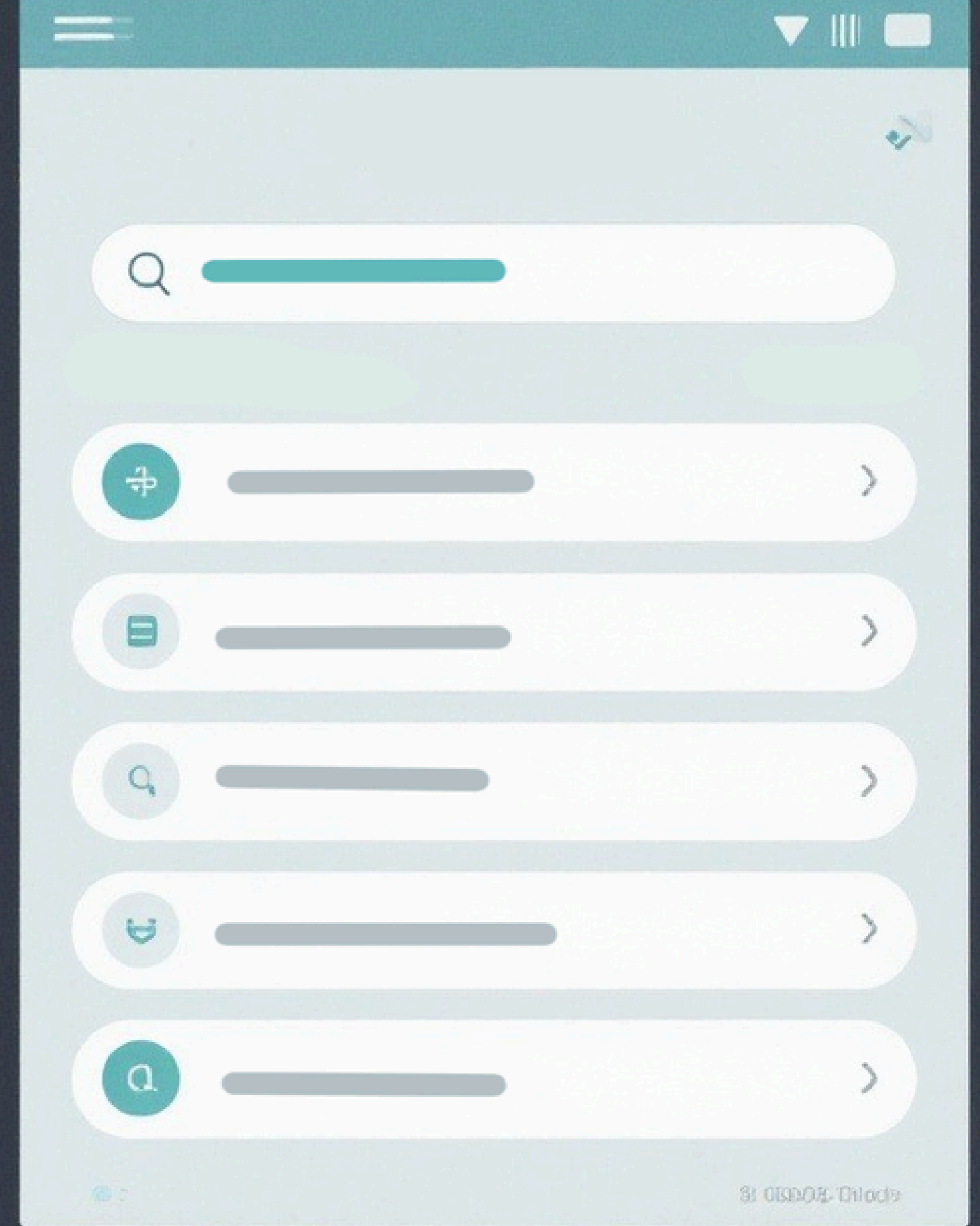
Program Manager: Eddie Villarreal
Phone: 213-744-8863
Email: EddieV@sclarc.org



Service Coordinator and Program Manager contact information



Current
Vendored
Service
Provider
Requesting
Change





DDS Provider Directory

Any changes to the current vendorization please complete at the DDS Provider Directory Standardized Vendorization Portal and upload all required documentation at <https://caddsprod.servicenowservices.com/spd>



REMINDER: As of 07/01/2025: Carson, CA is no longer part of SCLARC catchment area.

DDS Department of Developmental Services

Consumers Services Regional Centers Vendors Initiatives Transparency Search

Home | Regional Centers | Regional Center Lookup

Regional Center Lookup

California has 21 regional centers with more than 40 offices located throughout the state. Both geographic accessibility and population density were considered when selecting locations for the 21 regional centers. The catchment area boundaries for the regional centers conform to county boundaries or groups of counties, except in Los Angeles County, which is by health districts and not by county.

CALIFORNIA **LOS ANGELES COUNTY**

550 E Carson Plaza Dr, Carson, CA, 90746, USA

Click the link for more information.

[Harbor Regional Center](#)

Harbor Regional Center

550 E Carson Plaza Dr
Carson, California, 90746

Regional Center of Orange County

o o o o

Rate Reform



What is Rate Reform?



In 2019, the California Legislature received a study of the rates for services provided for people with intellectual and developmental disabilities. This study looked at the amount paid for most services and in different areas of California, as well as the quality of those services. The study led to what is known as “Rate Reform”. Rate Reform has been implemented in phases, until its full implementation that will be effective January 1, 2025.

Rate Reform includes the Quality Incentive Program (QIP). Through QIP, providers can earn up to 10 percent of their rate based on the quality of the service(s) they provide. The QIP has several different measures, each related to different types of services. The following areas for QIP measures were determined through the QIP’s public workgroup process: Prevention and Wellness; Employment; Informed Choice and Satisfaction; Workforce Capacity; Early Intervention; and Service Access.

Rate Reform Progress

January 1-15

- ✓ Posted 2026 rates
- ✓ Posted AB2423 rates
- ✓ Updated TDS rates

January 16-31

- ✓ Finalized changes in methodology & billing for Transportation Company
- ✓ Finalized changes in methodology & billing for Transportation Brokers
- ✓ Adjusted non-ambulatory Transportation Additional Component rates
- ✓ Finalized Behavioral Day Program requirements
- ✓ Finalized additional Respite ratios
- ✓ Sent QIP rate schedule to regional centers
- ✓ Sent 2026 Level 7 and ARFPSHN worksheets to regional centers
- ✓ Requested data collection on CDRP/CPP homes from regional centers

February

- ✓ Updated rates for Transportation Brokers in effect
- ✓ Updated rates for Transportation Additional Component, Non-Ambulatory in effect
- ✓ Updated ratios for Respite in effect
- ✓ Transportation Services webinar

In progress

- Release of 875 directive with updated billing methodology
- Review of CDRP/CPP data & potential adjustments
- End of hold harmless (2/28/26)
- Updated rates for Transportation Companies go into effect 3/1/26
- Early Intervention 810 rate model finalization & implementation
- Direction on Behavioral Respite billing

Mid-End 2026

- 📅 March – December: Continue to monitor implemented changes
- 📅 June: Post QIP rate schedule to the DDS website
- 📅 2026: Continue to track the development of Family Home Agencies (FHAs)

Need to Know

1. 90% of the Bench Mark Rate: Vendors who did not complete their DDS Provider Directory and/or Service Acknowledgement Forms in a timely manner.

2. Service Providers with rates higher than the benchmark rate is held harmless until 02/28/2026. This means their rate will drop down to the bench mark rate for March 2026 billing.

3. Level 7 Rates includes all DSP hours (SC 109, SC 111), and/or consulting hours (SC 117). **As of 02/24/2026 DDS has updated the workbooks. SCLARC submitted all L7 and the ARFPSHN to DDS to review and update the rate for 2026.**

4. Rate increase of 01/01/2026 are currently being updated by SCLARC.

5. DDS is working with HMA to update the rate model packets and the website will be updated some time this month.

6. New rates for Transportation Company SC 875 in effect 03/01/2026. DDS is working on new directives for RCs.



Need to Know..Continues

7. Out of area or shared (courtesy) vendors: SCLARC has been reaching out to the vendoring regional centers to obtain updated vendor information (i.e., SAF, VSN, Rates if applicable).

8. SCLARC created a SharePoint for RCs to access SCLARC Service Providers related to the rate reform.

9. Use of Generative Artificial Intelligence (GenAI)

Service Providers are required to submit any proposed GenAI solutions to the South Central Los Angeles Regional Center (SCLARC) for review prior to implementation, and existing systems leveraging GenAI, as outlined from DDS. Service Providers need to establish policies and procedures to address use of GenAI solutions so that any solution used meets all applicable federal and state privacy protections and otherwise complies with DDS Directive dated 12/24/2025. Service Providers are required to protect the privacy and security of individuals and families served. The use of GenAI by vendored service providers creates a risk because the AI models might use confidential or sensitive information for training purposes, potentially exposing proprietary or personally identifiable data to unauthorized parties.

Need to Know..Continues

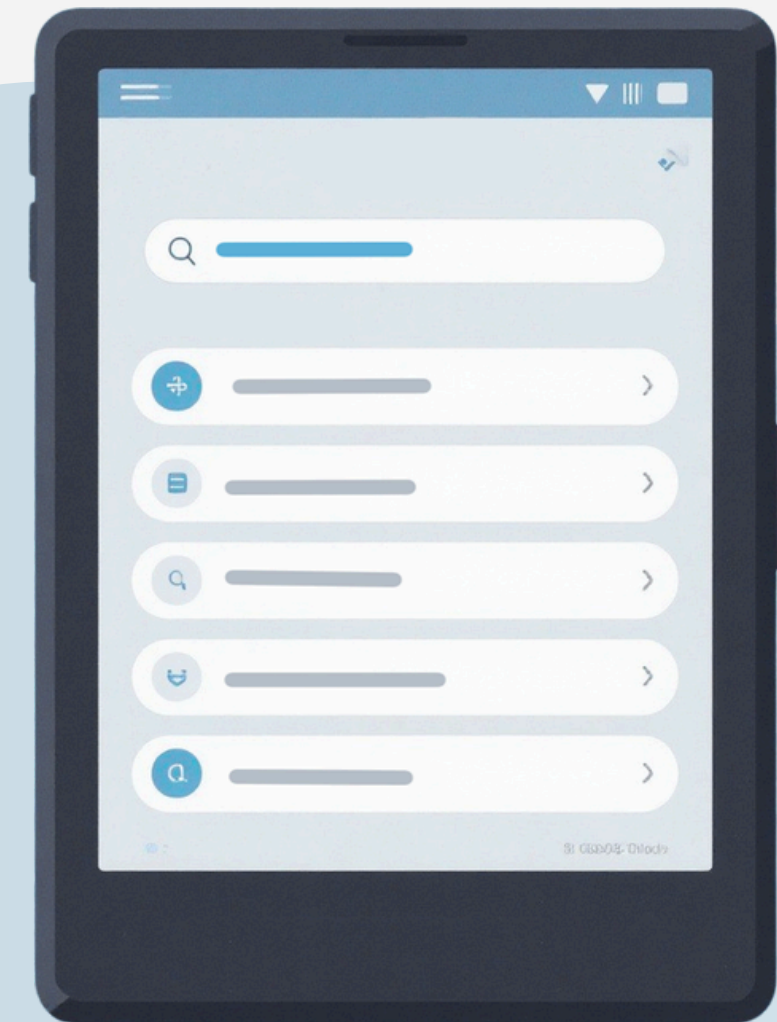
10. Retro Billing

Residential

- 95% of residential retro payments have been completed, totaling approximately \$1.6M.
- The Fiscal Department is currently working on SC 113. A similar payment schedule has been developed.
- Respite retros under SC 868 are projected to be paid by March 30.
- We anticipate finalizing SC 113 retros by the end of March 30.

Non- Residential

- Approximately 60% of non-residential retro payments have been completed.
- The Fiscal Department will continue processing the remaining non-residential retros through March 2026.



Need to Know..Continues

11. SC 875 Revised Rate Structure and Methodology

- Effective 03/01/26, transportation services consist of two rate components:
 - Vehicle Rate: Covers program operations, administrative expenses, and supervision wages and benefits.
 - Providers may bill per vehicle up to 2x daily (AM/PM).
 - Mileage Rate: Covers vehicle-related expenses (lease costs, fuel, maintenance, and insurance).
 - Documentation: Daily odometer readings and attendance required.



Vehicle Rate/ Flat Fee

Mileage Rate

Unit Calendar Data Entry Previous Next

Consumer Name: Doe, John UCI #: 1235678 Invoice #/Line #: 1867565 / 24
 Authorization #: 26225586 Service Code: 875 - TRANS COMPANIES ~~Service Subcode: 550AT~~
 Auth Dates: 08/22/25 - 10/05/25 Units Type: HRS-DIR F/F ONLY/MO Invoice Date: 2025-09-26

September 2025 Populate All

Sunday	Monday	Tuesday	Wednesday	Thursday	Friday	Saturday
	1	2	3	4	5	6
	2	2	2	2	1	
7	8	9	10	11	12	13
	2	2	2	2	2	
14	15	16	17	18	19	20
	1	2	2	2	2	
21	22	23	24	25	26	27
	2	2	2	2	1	
28	29	30				
	2	2				

Invoice Details
 No Service Defer (Regenerate)
 Last Month of Service? Exit Date:

Invoice Line Summary
 Total Units: **41**
 Unit Rate: **\$174.00**
 Gross Amount: **\$7,134.00**

Received Revenue Details
 -: 0.00
 -: 0.00
 -: 0.00
 Total Received Revenue: 0.00
 Net Amount: **\$7,134.00**

1 unit = One Way
 2 units = Round Trip

Unit Calendar Data Entry Previous Next

Consumer Name: CONTRACT, SERVICES UCI #: CONTRACT Invoice #/Line #: 1868981 / 1
 Authorization #: 26113368 Service Code: 875 - TRANS COMPANIES ~~Service Subcode: 550~~
 Auth Dates: 07/01/25 - 06/30/26 Units Type: HRS-DIR F/F ONLY/MO Invoice Date: 2025-09-26

September 2025 Populate All

Sunday	Monday	Tuesday	Wednesday	Thursday	Friday	Saturday
	1	2	3	4	5	6
	105	105	105	105	105	
7	8	9	10	11	12	13
	105	105	105	105	105	
14	15	16	17	18	19	20
	105	105	105	105	105	
21	22	23	24	25	26	27
	105	105	105	105	105	
28	29	30				
	105	105				

Invoice Details
 No Service Defer (Regenerate)
 Last Month of Service? Exit Date:

Invoice Line Summary
 Total Units: **2,310**
 Unit Rate: **\$1.93**
 Gross Amount: **\$4,458.30**

Received Revenue Details
 -: 0.00
 -: 0.00
 -: 0.00
 Total Received Revenue: 0.00
 Net Amount: **\$4,458.30**

Total based on a 22 Day month

Need to Know..Continues

12. SC 880 - Additional Component

- We still have a few SC 880 providers that have not submitted vehicle and consumer list.
- Please email list to **vendorhelp@sclarc.org** as soon as possible.



Need to Know..Continues

13. Credit Memos & E-Billing (continued)

- Credit memo notices are sent to the admin user email associated with E-Billing.
 - Please ensure that this email address is kept up to date.
- If you have any questions regarding cancellations please contact the Service Coordinator.



South Central Los Angeles **Regional Center**
for persons with developmental disabilities, inc.

SCLARC

2500 S. Western Avenue
Los Angeles, CA 90018
Ph: 213-744-7000

www.sclarc.org

Credit Memo Deduction Notice

3/10/26

To Whom It May Concern:

Vendor # HX1234

Vendor Name: ABC Inc.

Email: HX1234@abc.com

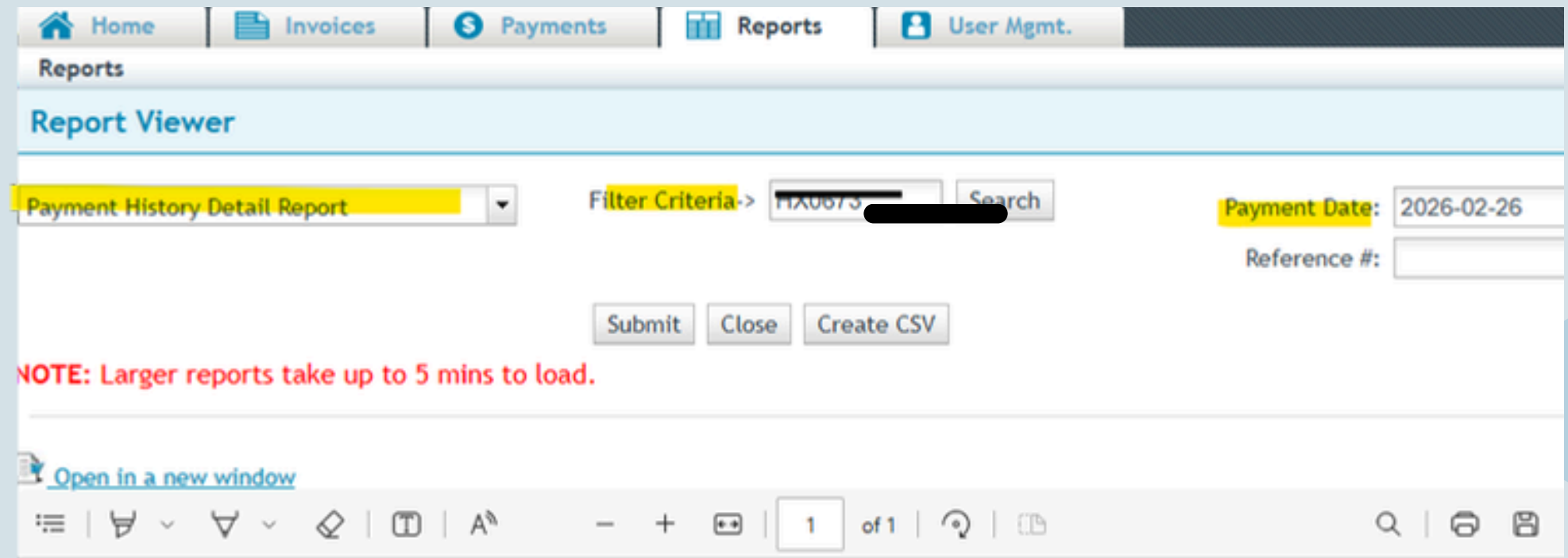
This notice serves to inform you that a credit memo will be deducted from your upcoming invoice payment. For your reference, the credit memo and corresponding cancellation documentation are attached.

Should you have any questions or require clarification, please refer to the attached documents and/or contact your Service Coordinator.

Need to Know..Continues

14. Credit Memos & E-Billing

- Payment history detail report:
 - A report that lists individual payments including any deductions such as credit memos.
- Overpayments due to cancellation of services



South Central Los Angeles Regional Center Run Time: 2026-03-10 1

Payment History Detail Report

Provider #: [REDACTED] Date: 2026-03-09
 Name: [REDACTED] Units: 559.00
 Address: [REDACTED] Amount: 65,130.27
 [REDACTED] Reference #: 261346256
 [REDACTED]

SCLARC **Vendor**

UCI#	Consumer Name	Auth#	Svc Code	Sub-Code	Service M/Y	Units	Amount	Invoice#	Adj Code	Inv Amt
[REDACTED]	[REDACTED]	[REDACTED]	510		02/2026	10.00	1,167.00	1949885	00	1,167.00
[REDACTED]	[REDACTED]	[REDACTED]	510		02/2026	11.00	1,283.70	1949885	00	1,283.70
[REDACTED]	[REDACTED]	[REDACTED]	510		12/2025	-16.00	-1,867.20	1957597	00	0.00
[REDACTED]	[REDACTED]	[REDACTED]	510		02/2026	8.00	933.60	1949885	00	933.60

Need to Know..Continues

15. Quality Incentive Program (QIP) FY2627: Effective 07/01/2026

- See [DDS website](#) about QIP. The website contains important information that would impact service provider rates.
- 10/09/2025 Directives Attachment B – shows some service type will need to complete 2 survey's to get 100% of the rate. If the provider only completes one they only get 95% of the rate. For example, all residential facilities have 2 surveys.
- Surveys are due 02/27/2026. SCLARC received notice that 150 service providers have not completed their survey. SCLARC emailed the providers using the email they used for the DDS Provider Directory and provided them with their Parent ID. Not completing the survey will drop their rate up to 10% less.

D-2025-Quality Incentive Program-015
Attachment B

QUALITY INCENTIVE PROGRAM: RATE STRUCTURE

Residential Service Providers: To earn their full (10%) quality incentive rate component for FY 2026-27, residential service providers operating in the services codes specific to the Prevention and Wellness column in the table below must participate in the Prevention and Wellness measure to earn half of their quality incentive rate component and the Provider Capacity measure to earn the other half of their quality incentive rate component.

Employment Providers: To earn their full (10%) quality incentive rate component for FY 2026-27, employment providers operating in the service codes specific to the Employment column in the table below must participate in the Employment reporting measure to earn half of their quality incentive rate component, and the Provider Capacity measure to earn the other half of their quality incentive rate component.

All Other Providers: To earn their full (10%) quality incentive rate component for FY 2026-27, all providers operating in the services codes listed in the table below that do not also operate in the Employment and Prevention and Wellness service codes must participate in the Provider Capacity measure to earn their full quality incentive rate component.

ALL SERVICE CODES ELIGIBLE TO PARTICIPATE IN THE QIP MEASURES FOR FY 2026-27				
Service Code	Type of Service	Provider Capacity	Prevention and Wellness	Employment
025	Tutor Services – Group	X		
048	Client/Parent Support Behavior Intervention Training	X		
055	Community Integration Training Program	X		
062	Personal Assistance	X		
063	Community Activities Support Services	X		

Need to Know..Continues

15. Quality Incentive Program (QIP) FY2627: Effective 07/01/2026.... continues

The 5 things DDS are looking for vendors to complete are (if applicable):

1. Electronic Verification Visit (EVV) Enrollment
2. HCBS Compliance
3. Vendor Financial Audit/Report submitted to the regional center within nine (9) months after the end of the provider's most recent fiscal year.
4. QIP Survey issued by DDS, there are 2 for some vendors.
5. DDS Provider Directory Enrollment

860	Housekeeping	X		
862	Respite	X		
864	In-home Respite Worker	X		
875	Transportation Company	X		
880	Transportation – Additional Component	X		
882	Transportation Assistant	X		
883	Transportation Broker	X		
894	Supported Living Services – Administrative	X		
896	Supported Living Services	X		
900 & 901	Enhanced Behavioral Supports Home – Facility and Individual Services	X*	X*	
904	Family Home Agency	X	X	
905	Residential Facility Serving Adults – Owner Operated	X	X	
910	Residential Facility Serving Children – Owner Operated	X	X	
915	Residential Facility Serving Adults – Staff Operated	X	X	
920	Residential Facility Serving Children – Staff Operated	X	X	
950	Supported Employment – Group	X		X
952	Supported Employment – Individual	X		X
954	Work Activity Program	X		

**All service codes including an asterisk in the table above indicate that these service types may be vendored under different service codes.*

o o o o

Q Δ A

o o o o



- The following pages are Supplemental Information Shared





PLEASE JOIN US FOR A PRESENTATION

Understanding the Diagnosis of the Individuals You Serve



With Dr. Laurie Brown
Lead Psychologist
Consultant



Join us Via Zoom

April 17, 2026 at 1PM-3PM



OR



CEU'S PROVIDED TO THE PARTICIPANTS

*Participants must attend from their own device for at least 60 minutes to receive CEU certificate *

Trailer Bill Language (TBL)



Trailer Bill Language (TBL)

Rate Reform/Quality Incentive Program Contract Exemption (updated: 02/02/2026)

- Through 12/31/30, DDS could contract with consultants to carry out rate model implementation and updates without going through the regular state contracting process.

Life Outcomes Improvement System (updated: 02/02/2026)

- Captures in statute the intent to move to LOIS.
- Requires regional centers to notify DDS of plans to permit systems to access various records or to change functionality.
- Prohibits planning for or changing case management systems without prior approval from DDS.
- Requires regional centers to prioritize data cleanup and other readiness tasks.
- Upon completion of LOIS, regional centers will discontinue use of other systems and minimize disruptions for individuals and families.

TBL... CONTINUES

Remote Services (updated: 02/02/2026)

- Remote services for certain services (day programs, look-alike day programs, ILS, behavioral therapy, clinical assessments for Lanterman eligibility, and other services as determined by DDS) can be provided if they would effectively meet the identified needs and are chosen by individuals and families.
- Providers must track monthly remote service usage for all individuals.
- DDS may issue directives to implement this until adopting regulations no later than 10/31/29.

Regional Center Oversight /Fiscal Allocation Letter (updated: 02/02/2026)

- DDS may use fiscal letters for funding allocations or adjustments to regional center contracts.
- Courtesy vendorization will end by 3/1/28 and vendors shall prioritize serving their vendoring regional center's area.
- Beginning 1/1/27, vendors do not have to maintain a physical location in a regional center's area in order to be vendorized with them unless a physical location is needed for services, such as licensed residential facilities.

Service Providers Trainings or Workshops



CALIFORNIA ELECTRONIC VISIT VERIFICATION (CALEVV)

IN-PERSON TRAINING

Join us in our ongoing mission to support **caregivers and providers** in meeting federal Electronic Visit Verification (EVV) requirements! The CalEVV team is here to offer hands-on instruction, tools, resources, and state guidance on compliance and all things EVV.

BENEFITS

GETTING STARTED	CALEVV SYSTEM USERS	EVV COMPLIANCE	TECHNICAL ASSISTANCE
Receive assistance with the first step of self-registration.	Using the state provided CalEVV system, learn how to set up and maintain your EVV account.	Learn how to streamline EVV processes to reduce errors, save time, and improve overall compliance efficiency.	Receive technical assistance with submitting compliant EVV data.

REGISTRATION AVAILABLE NOW!

- San Ysidro Health**
 - January 14th, 2026; 9:00 am to 3:00 pm
1601 Precision Park Lane, San Diego, CA 92173
Register here: [Registration Link](#)
- Access TLC**
 - January 23rd, 2026; 9:00 am to 3:00 pm
5401 Tech Circle, Moorpark, CA 93021
Register here: [Registration Link](#)
- Eastern Los Angeles Regional Center**
 - January 28th, 2026; 9:00 am to 3:00 pm
1000 South Fremont Ave, Alhambra, CA 91803
Register here: [Registration Link](#)
- North Los Angeles County Regional Center**
 - March 25th, 2026; 9:00 am to 3:00 pm
9200 Oakdale Ave., Suite 100, Chatsworth, CA 91311
Register here: [Registration Link](#)

REGISTRATION COMING SOON!

- Valley Mountain Regional Center**
 - February 11th, 2026
702 N. Aurora St, Stockton, CA 95202
- Home & Health Care Management Inc.**
 - February 25th, 2026
1398 Ridgewood Dr, Chico, CA 95973
- San Andreas Regional Center**
 - March 4th, 2026
6203 San Ignacio Ave. Suite 200, San Jose, CA 95119
- Central Valley Regional Center**
 - March 10th, 2026
4615 N. Marty Ave, Fresno, CA 93722
- San Diego Regional Center**
 - April 22nd, 2026
4355 Ruffin Rd Suite 200, San Diego, CA 92123
- County of Tulare Health and Human Services Agency**
 - June 4th, 2026
5957 S. Mooney Blvd, Visalia, CA, 93277
- Hampton Inn & Suites hosted by Libertana**
 - June 24th, 2026
5638 Sepulveda Blvd, Sherman Oaks, CA 91411

FREQUENTLY ASKED QUESTIONS

What do I need to bring? A valid photo ID is required. Equipment is provided.

Who can attend? Open to Providers using the CalEVV system, provided free of cost by the state.

How do I sign up? Please visit the link provided in this flyer to register.

<p>Questions? Visit: DDS EVV Website Email: EVV@dds.ca.gov Service Codes Subject to EVV</p>	<p>Learn More About EVV At: DDS EVV Website DHCS EVV Website CDA EVV Website CDPH EVV Website</p>
---	--



6b. HCBS – QIP for FY2627:

DSP DOCUMENTATION TRAINING & SUPPORT IN COMPLIANCE WITH HCBS FINAL RULE

SCLARC
South Central Los Angeles Regional Center
for persons with developmental disabilities, inc.

THE MERAKI SOLUTION GROUP

DSP DOCUMENTATION TRAINING & SUPPORT

IN COMPLIANCE WITH HCBS FINAL RULE

VIRTUAL TRAINING DATES AND TIMES

March 17, 2026 – 10:00AM – 2:00 PM (Virtual)
March 19, 2026 – 10:00AM – 2:00 PM (Virtual)

REGISTER TODAY!

CEU CREDITS AVAILABLE

LOCATION

South Central Los Angeles Regional Center (SCLARC) Auditorium
2500 S. Western Avenue, Los Angeles, CA 90018

WHO SHOULD ATTEND?

- Direct Support Professionals (DSPs)
- Day Program DSPs
- Residential Facility DSPs

Your Facility must be a registered vendor of SCLARC to attend

WHY ATTEND?

- Strengthen your documentation skills
- Ensure compliance with HCBS rules
- Protect clients & staff with accurate notes
- Promote dignity, choice, and empowerment

FREE LUNCH PROVIDED!

CLICK HERE

Click Registration Link:
<https://formjotform.com/253525454948164>

FOR MORE INFORMATION CONTACT US

April Carter
acarter@themerakisolutiongroup.org
310-901-2995

SCAN ME

DOCUMENT

Virtual Trainings Register ▶

<https://form.jotform.com/252345199863165>



ACRE CUSTOMIZED EMPLOYMENT TRAINING

Presented by:



REGISTRATION INCLUDES:

- Five days of training consisting of lecture, discussions, hands on experience, and homework
- Handbook with resources to be used in training and beyond



MAY

11th - 15th



TIME

9:00am - 5:00pm each day



LOCATION

SCLARC Legacy Building,
Room 435



COST

FREE to providers of
South Central Los
Angeles Regional
Center



Access to learning
management system



Expert
Instructors



National
Certification



Questions?
acre@progressiveemployment.org

More info and more trainings:
iri-pec.org

For more information:
<https://www.iri-pec.org/>

INFORMATION AND RESOURCES



About Day Programs

<https://www.dds.ca.gov/wp-content/uploads/2024/02/Rate-Reform-Highlights-Issue-1-Feb.-2024.pdf>



About Wages and Ratios by Regional Center By Service Code/Rate Model Type

<https://www.dds.ca.gov/wp-content/uploads/2024/02/Rate-Reform-Highlights-Issue-1-Feb.-2024.pdf>



DDS Provider Directory

To access:
<https://caddsprod.servicenow.com/spd>.

To get help:
ProviderDirectory@dds.ca.gov or call 844-469-9022.
Support hours are Monday-Friday, 8am to 4pm.
Support is closed on state and federal holidays.



FAQ

<https://www.dds.ca.gov/wp-content/uploads/2024/02/Rate-Reform-Highlights-Issue-1-Feb.-2024.pdf>